


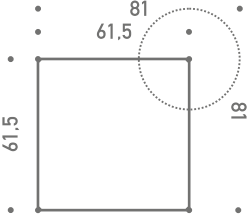
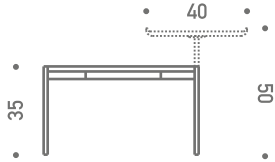

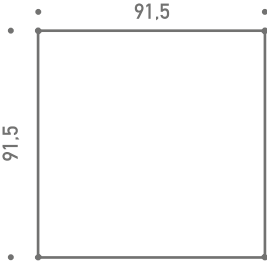





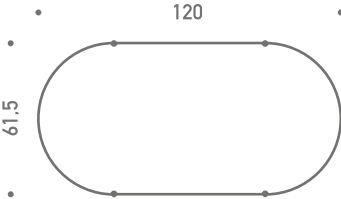
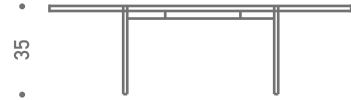

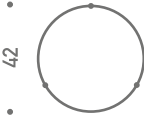
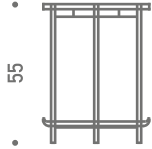

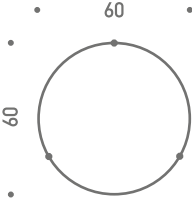
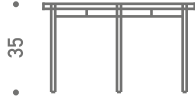

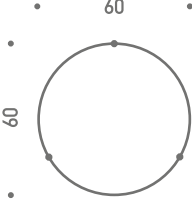
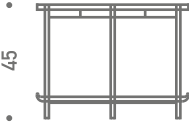
PLATEAU

adea



BON A232, Malawi 17  
BONNET CLUB CHAIR, Opera 42  
PLATEAU 90x90, Emperador Dark

# PLATEAU

		
PLATEAU 60 x 60 h=35 + Tray Black Marquinia, optional white legs		
		
PLATEAU 90 x 90 h=35 White Carrara		
		
PLATEAU 100 x 60 h=35 Black Marquinia		
		
PLATEAU OVAL 120 x 60 h=35 Emperor Dark		
		
PLATEAU Ø 42 LT h=55 Black Marquinia + wenge tray		
		
PLATEAU Ø 60 h=35 Black Marquinia		
		
PLATEAU Ø 60 LT h=45 Emperor Dark + wenge tray		

## LEG COLOURS



black  
standard



white  
option

## TRAY COLOURS



white  
stain



wenge

## MARBLE COLOURS



white  
carrara



black  
marquinia




emperor  
dark



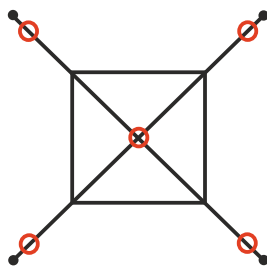
gray  
billiemi

# ASSEMBLY INSTRUCTION

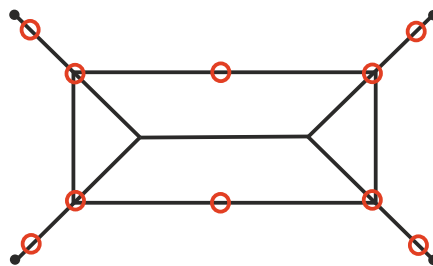
1. Remove legs from package



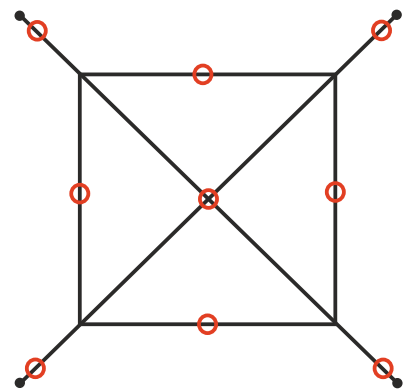
2. Install pads to protect the marble, check positioning of pads below, depending on size of the table.



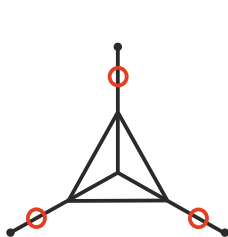
60 x 60, h=35  
&  
oval 120 x 60, h=35



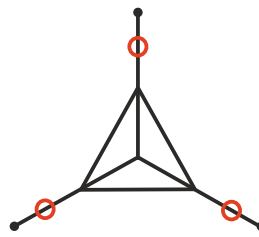
100 x 60, h=35



90 x 90, h=35



Ø42 LT, h=55



Ø60, h=35  
&  
Ø60 LT, h=45

3. Due to its weight, we recommend placing the marble on top of the leg by two people. If the table includes wooden tray, install it last.

# MARBLE

Marble is a natural material, of sedimentary origin, formed by a metamorphic sedimentary process.

Natural stone such as marble and slate brings an earthy, organic element into a space. They're universally loved for their one-of-a-kind quality. From piece to piece, and even on a single quarried slab, there will be certain colour variations.

Stone surfaces will have pits and fissures that appear as cracks. They result from immense heat and pressure, which formed the stone eons ago.

These characteristics do not impair function or durability; rather they add to the beauty. And while marble, slate and natural stone are certainly quite durable, by no means should be treated as indestructible.

## CARE INSTRUCTIONS FOR MARBLE

Clean with water using a cloth or sponge.

Marble is a material to be clean with extreme delicacy: it is porous and can absorb liquids resulting in stains. Marble surfaces can be treated with a special anti-stain and anti-oil product; nonetheless, spills of wine, coffee, lemon, vinegar and other products containing aggressive agents must be wiped up immediately.

Use coasters under glasses, especially if they contain alcohol or citrus juices; use placemats under ceramics, silver or other solid objects that may scratch the stone surface.

Do not use bleach, ammonia, general-purpose cleaners or abrasive cleaning agents.

Do not use cleaners that contain acid such as bathroom cleaners, grout cleaners or tub and tile cleaners.

Do not use alkaline cleaners not specifically formulated for natural stone.

Don't leave pools of water on marble surface, as this could end up leaving a stain.

Professional refinishing is recommended to remove etch marks and restore the stone's natural finish.

However, if you don't have access to it, you can manually remove stains. If a stain is particularly difficult, use a soft scrub pad to buff out the stain and wipe it with a cloth to remove the dust.

You may then apply a stone sealant to re-establish protection on the affected area. If you choose to seal your marble, use a quality product and follow the manufacturer's directions for use. (Stone sealants can be purchased at almost any home improvement center.)

Do not under any circumstances use abrasive or aggressive products, acidic detergents, bleach, abrasive paper or steel wool.

# adea

Adea Oy  
Lellavantie 12  
PO BOX 31  
61800 Kauhajoki  
Finland

[www.adea.fi](http://www.adea.fi)  
[info@adea.fi](mailto:info@adea.fi)  
tel. +358 20 7288 620

PLATEAU 60x60. Gray Billiemi

## Agent Austria

Frost International  
Rudolfsplatz 13a  
A 1010 Vienna  
Austria

[s.bleil@frost-international.at](mailto:s.bleil@frost-international.at)  
+43 699 1505 5006

## Showroom/Agent

Benelux Union  
Flow Interior  
Gezondheidstraat 15  
9000 Gent  
Belgium

[info@flow-interior.be](mailto:info@flow-interior.be)  
tel. +32 (0)486 357429

## Showroom/Agent

Sweden, Denmark & Norway  
Mobile Box AB  
Sibyllegatan 19  
114 42 Stockholm  
Sweden

[info@mobilebox.se](mailto:info@mobilebox.se)  
tel. +46 8 422 83 88