

NAPOLEON

adea

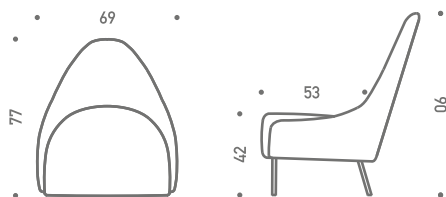


NAPOLEON LOUNGE CHAIR  
NAPOLEON 228  
NAPOLEON 149 ROUND BACK

# NAPOLEON



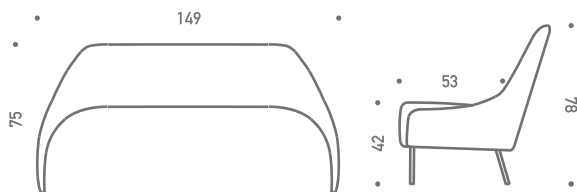
NAPOLEON LOUNGE CHAIR  
San 390 (Kvadrat)



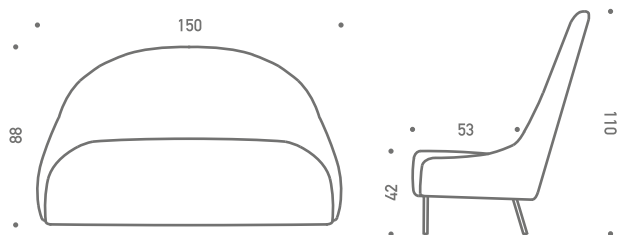
NAPOLEON LOVE SEAT  
San 780 (Kvadrat)



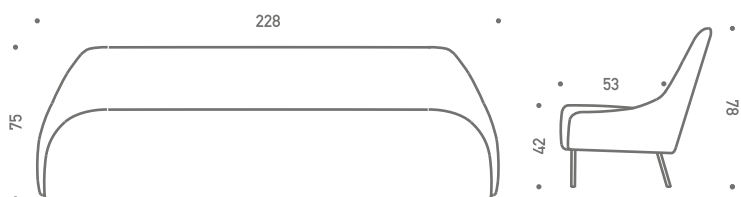
NAPOLEON 149  
San 360 (Kvadrat)



NAPOLEON 150 ROUND BACK



NAPOLEON 228  
San 360 (Kvadrat)



METAL LEG



RAL



9011

## SOFAS & CHAIRS

Some of Adea sofas and chairs are delivered with legs already attached, some models have deattached leg to avoid transport damage. In either cases, please check that legs are fixed properly and the caps or studs in the legs are in place before using the product and regularly when using the product, especially when it has been moved.

Sofas and chairs are designed for regular sitting use. They are not designed to withstand jumping or standing.

## FABRICS

Keeping fabrics clean keeps them looking better and improves their durability.

Upholstery fabrics should be cleaned at regular intervals. It is recommended to vacuum with a textile nozzle at half the power weekly.

Vacuuming reduces pilling i.e. formation of lint on the fabrics surface.

Dry or damp cloth can also be used for cleaning fabrics with synthetic fibres.

Any dirt, whether solid or liquid, should be cleaned as quickly as possible.

Fixed dirt should first be removed carefully with a spatula or similar. Crumbs should be vacuumed prior to continuing the cleaning.

Liquid dirt must first be absorbed with an absorbent cloth.

Non-greasy stains are removed with a damp lint-free cloth or sponge. In order to prevent stain getting bigger, the cleaning movement should be from outer rim towards the center.

Greasy stains should be removed with a suitable cleaning agent.

All cleaning agents should ALWAYS first be tested in an unnoticeable place before use on the entire product.

The instructions given here are for guidance only and do not necessarily guarantee the cleaning of the fabric. If necessary, we recommend seeking professional cleaning help.

## WASHING REMOVABLE COVERS

Certain fabrics can be washed with water. Please check washing instructions for particular fabrics from Price List or sample watches. Washing instructions for Adea's fabrics are also sewn in to the inside of the covers.

The covers should be washed with half-fill, colour wash dosage of and light spinning.

Most domestic washing machines are too small for washing sofa covers. Overfilling the drum may cause damage to the machine as well as cause unsatisfactory washing result. We recommend using laundry services with larger machines for washing the covers.

The cover should be hanged for drying. Do not use tumble dryer.

The cover should be placed on top of the furniture lightly moist. When the fabric is moist, it is more elastic. Let the fabric dry completely before using the furniture.

# VELVET

Velvet is a luxurious, soft upholstery material with a long history.

To ensure prolonged life and appearance, the fabric should be cleaned regularly.

Velvet can be vacuumed with half power or brushed, but always in the direction of the nap.

The velvet can also be wiped with a damp leather cloth in the direction of the nap.

A property of velvet as an upholstery material is that some areas of the product will show pile tangling or matting over time if the fabric is not maintained regularly.

Tangling and matting can also be caused by packaging. There may be uneven pressure in different parts of package.

By sitting down, one exerts pressure to the fabric thus forcing the nap in different directions. This pressure, together with body heat and moisture can cause the “fix” the direction of the nap, which can be viewed as change of colour.

This is not a defect nor a sign of low quality. It is a typical property of this fabric.

This effect can be removed in one of two ways:

1. Apply a damp (not wet) cloth on the area affected overnight and brush in the direction of nap when fabric is still moist.

2. Spray mist, for example from an iron, from distance of about 20cm. Brush in the direction of the nap when the fabric is still moist. NOTE, do not drop large drops of water on the fabric.

The furniture / fabric should not be used until it is completely dry.

Hairdryer with low heat setting can be used to dry the fabric.

# ADEA COLLECTION FABRICS

NAME	COMPOSITION	MAINTENANCE
ADEA LINEN	100% LI	    
AURORA	45% PC, 19% CO, 12% LI, 12% VI, 12% PES	    
AVALON	75% CO, 25%PC	    
BARRY	70% VI, 30% LI	    
BOHEMIAN	5% CO, 25% VI, 13% LI, 15% WO, 25%PES, 15%PC, 2%PA	    
CALEIDO	63% CO, 37% LI	    
DAS	50% PP, 31% PES, 19% CO	    
DIAMONDS	46% PC, 44% PES, 10%CO	    
DUMET	46% CO, 22% VI, 22%WO, 15%LI	    
MALAWI	48% PC, 24% WO, 12% PES, 10% PA, 6% CO	    
MARIGOLD	100% FR Polyester	    
MATRIX	53% CO, 37%WO, 10%PA	    
MEDEA	100% CO	    
MELANGE	42% PP, 42% PES, 16% CO	   
PANAMA LINEN	93% LI, 7% PA	    
OPERA	100% CO	    
ORIGIN	68% PP, 24% PES, 8%CO	   
RICO	56% CO, 30% VI, 14% LI	    
SAPPHIRE	100% PES	   
STRAWBERRY THIEF	100% FR Polyester	    
TAIGAL	64% CO, 10% LI, 20% VI, 6%PA	    
TOSCANA	42% VI, 40% CO, 18% WO	    
URUS	50% PP, 31% PES, 19% CO	   

## ABBREVIATIONS

CO = Cotton  
LI = Linen  
PA = Nylon  
PC = Acrylic  
PES = Polyester  
PP = Polypropen  
VI = Viscose  
WO = Wool

# adea

Adea Oy  
Lellavantie 12  
PO BOX 31  
61800 Kauhajoki  
Finland

www.adea.fi  
info@adea.fi  
tel. +358 20 7288 620

MY OUTDOOR



## Agent Austria

Frost International  
Rudolfsplatz 13a  
A 1010 Vienna  
Austria

s.bleil@frost-international.at  
+43 699 1505 5006

## Showroom/Agent

Benelux Union  
Flow Interior  
Gezondheidstraat 15  
9000 Gent  
Belgium

info@flow-interior.be  
tel. +32 (0)486 357429

## Showroom/Agent

Sweden, Denmark & Norway  
Mobile Box AB  
Sibyllegatan 19  
114 42 Stockholm  
Sweden

info@mobilebox.se  
tel. +46 8 422 83 88